



# ROLLER- COMBO®

HOISTS



- *For loads to 34 tons*
- *Exclusive roller principle provides more breakaway power*
- *Subframe mounted*

Patent #4,741,576

[www.CRYSTEEL.com](http://www.CRYSTEEL.com)



# ROLLER-COMBO®

A Hoist for Optimum Performance & Durability



**Crysteel's Roller-Combo**  
**One of a Kind Design**



**Loads Up to**  
**34 Tons**



**8-17**

## A Better Hoist Design from Start to Finish

With all the benefits of a scissors hoist and a double arm hoist incorporated into a single unit, Crysteel's Roller-Combo is one of the most effective hoists available. The innovative design provides optimum breakaway power at the start and consistent power throughout the entire dumping cycle, ideal for full load dumping applications. Plus, the full-length subframe provides stability and added strength to the truck frame.

Load after load, the Roller-Combo Hoist delivers power and efficiency!



## Added Stability

Channel-type, full-length subframes are used on all models. The Roller-Combo square box frame and far-forward lifting point on the hoist add stability and rigidity to the hoist.



## The Right Combination

### Crysteel's Roller-Combo Hoist

The simplicity of a double arm hoist combined with the breakaway power and stability of a scissors hoist!



Double Arm Hoist



Scissors Hoist








## How the **ROLLER-COMBO** Works

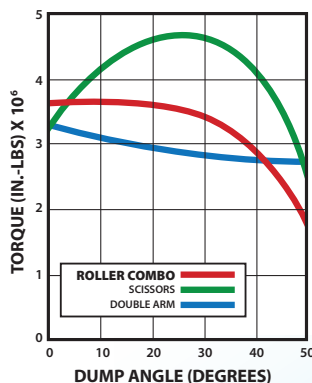
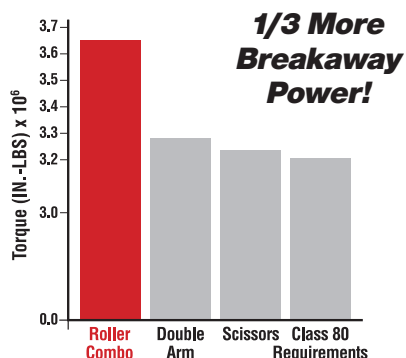
At the start of the lift cycle, the short arm position of the roller allows almost a third more breakaway power to start heavy loads. As the load rises, the roller moves smoothly along its track, increasing the effective length of the upper hoist arm. When the roller reaches the end of the track, the hoist automatically becomes a scissors-type hoist, with enough power to easily finish the dump cycle.



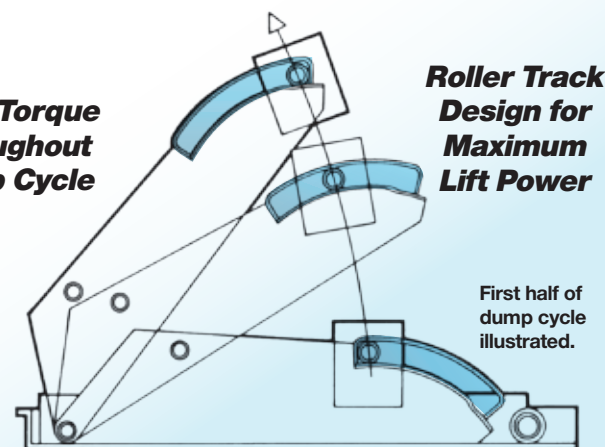
**For Dump Bodies  
From 8' to 17' Long**

### More Breakaway Power

Crysteel's patented "Roller-Combo" feature provides more power when you need it most . . . at breakaway. Power remains steady throughout the critical dumping cycle.



**More Torque  
Throughout  
Dump Cycle**



### Greater Hydraulic Efficiency

The Roller-Combo hoist high-pressure hydraulics maximize the efficiency of closed-center load-sensing over low-pressure hydraulics. This is because the hoist's hydraulic cylinders have low volume displacement.

**Low-pressure hydraulics:** Crysteel's three low-pressure Roller-Combo hoists (2000-2200 psi) provide power and the capability to match up perfectly with your low-pressure central hydraulic system.

### Crysteel's Hy-Flo™ Twin Electric Power Unit

System offers faster installation time, high-pressure, high-flow hydraulics, and push button control for simple operation.

Full-length subframe and combination valve/reservoir are standard. Take a closer look at Crysteel's Roller-Combo Hoist!



# ROLLER-COMBO® HOIST

## ROLLER-COMBO HOIST SPECIFICATIONS

Model Number	RC 540	RC 650	RC 750	RC 860	RC 690	RC 6100
NTEA Performance Class	40	50	50	60	90	100
Double-Acting Cylinder	Standard	Standard	Standard	Standard	Standard	Standard
Number of Cylinders	1	1	1	1	2	2
Cylinder Bore and Stroke (in.)	5 x 21½	6 x 21½	7 x 21½	8 x 21½	6 x 32½	6 x 32½
Chromed Shaft Dia. (in.)	2	2¼	2¼	2¼	2¾	2¾
Maximum Operating Pressure (PSI)	3250	3250	2000	2000	2200	2700
Std. Pump GPM @ 1000 RPM	6	6	10	10	15	15
Reservoir Size (gallons)	10	10	10	10	18	18
Recommended Body Length (ft.)	8-10	8-11	8-11	9-12	14-16	14-17
Mounting Height (in.)	13½	13½	13½	13½	16½	16½
Approximate Weight (lbs.)	745	770	795	830	1850	1850

## ROLLER-COMBO HOIST LOAD CAPACITY IN TONS \*

Model Number	NTEA Performance Class	Body Length (ft.)									
		8	9	10	11	12	13	14	15	16	17
RC 540	40	18.4	15.8	13.8							
RC 650	50	26.6	22.8	19.9	17.7						
RC 750	50		19.7	17.2	15.3						
RC 860	60		25.7	22.4	20	17.9					
RC 690	90					34.0	30.9	28.4	26.2	24.3	
RC 6100	100							34.9	32.2	29.9	27.9

Specifications subject to change.

## Quality Construction

- Removable pins or greaseless composite bearings are available
- Gear pumps combined with UHMW wear plates, maintenance-free Teflon® composite bearings, o-ring porting
- Premium Quality Cylinders made from high-strength steel tubing feature chromed shafts, close-tolerance pistons and high-pressure seals
- Hoist and rear hinge are greasable for top performance and service life

\*Capacities based on water-level load, 12" overhang, 50° dump angle, and includes body weight.

CAUTION: The combined weights of truck, body, hoist and load must not exceed the truck's Gross Vehicle Weight rating.

Roller-Combo Patent No: 4,741,576



### CRYSTEEL MANUFACTURING, INC.

Lake Crystal, MN • 1-800-533-0494 • FAX 507-726-2559  
www.crysteel.com • E-mail sales@crysteel.com



**Sold by:**

Every body and hoist is backed by Crysteel's industry-leading **5-year Customer Satisfaction Pledge.**

For more information on Crysteel's 5 Year Warranty, please ask your Crysteel Distributor or visit us at [www.crysteel.com](http://www.crysteel.com).

